













Foundation Stage Home-Learning



Autumn 2020

Weekly Essentials 	Enrichment Ideas <p>We encourage you to choose at least 1 activity each week over the half term. It is always fantastic to see the creative ideas you have and the ways you extend your learning at home. Please record this in your home-learning Curriculum Enrichment book provided or share photos on Tapestry, your child's online learning journal www.tapestryjournal.com.</p> <p>Hand in Day: Monday</p> 			
Reading challenge <ul style="list-style-type: none"> • Read your reading book at least 3 times a week. • Ask a grown up to write a response to the book you are reading once a week. <p>Hand in Day: Monday</p>	Read: Read story about families or animals in their home. Draw a picture about the story. 	Identify: Bring in a photo of your home to talk to the class about what you like to do at home. Think about each room and outside too.	Create: Draw a picture that shows either the front or back of your home. Ask a grown up to help write or help you label your picture. 	Listen: Sit quietly and listen carefully to what you can hear. Draw pictures of 3 of the things you can hear in your house or garden. 
Maths challenge Improve your maths skills. Play games: https://www.oxfordowl.co.uk/for-home/kids-activities/fun-maths-games-and-activities/ <p>Practise writing numbers 0-5</p>	Read: Ask a grown up to write the names of people you live with. Learn to read their names to a grown up.	Create: Go on an autumn walk with a grown up and collect some autumn leaves. Use these leaves to make a picture or collage. 	Create: In the kitchen help a grown up bake something for the family. Draw a picture or photo of what you baked. 	Create your own home learning task. 
Writing challenge Practise writing, tracing or copying letters using 'and' to start each letter. Say the phrase and look at our letter formation sheet to help you learn them.	Write: Practise writing your name. Remember to start each letter using 'and'.	Order: Use some paint or draw around everyone's hand prints in your home and then cut them out. Can you put them in order from smallest to largest? 	Discover With a grown up go on a walk to find numbers e.g. number plates, road signs, supermarket.	Investigate different types of autumn animals. Where might they live? What do they eat? 



Year 1 Home-Learning



Autumn 2020

Weekly Essentials: 	Enrichment Ideas: Please work in your home learning book. Choose two tasks per week. Tick and date the boxes below as you complete them. Please hand in your home learning book every Monday morning.			
Reading Challenge Read your reading book at least 3 times a week.	Practise writing numbers and number words 0-20 zero-twenty.	Practise saying and writing the days of the week.	Go on a materials hunt. Make lists of items made from: plastic, wood, metal, glass and fabric.	Draw a picture of your best friend. Write why they are a good friend to you.
Phonics Practice reading real words and alien words. Use your sound buttons and Fred fingers to sound out the words. Play games: www.phonicsplay.co.uk	Go on a nature walk and collect signs of Autumn e.g. conkers or take photos.	Watch 2D and 3D shape songs on YouTube.	Read lots of fairy stories and traditional tales. Can you retell the story?	Write about special days out, hobbies and favourite activities.
Spelling Practice reading and spelling the Year 1 Common Exception words. Play the weekly games on Spelling Shed .	Listen to some African music.	Watch the Lion King film.	Write facts about different African wild animals.	Read animal books on www.oxfordowl.co.uk Which was your favourite and why?
Maths Improve your maths skills. Play games: http://www.bbc.co.uk/bitesize/ks1/maths/ and http://www.topmarks.co.uk/maths-games/5-7-years/counting	Print out an interesting image of an African pattern. Count from 1 to 100. Can you say the numbers backwards?	Make a Sunflower out of plasticine. Make a Christmas shoebox for Operation Christmas Child.	Can you draw a map of Africa? Can you play games on Purple Mash?	Draw or paint a picture of an animal with camouflage. Choose an African flag to make.
	Find out facts about Neil Armstrong.	Draw a space adventure picture.	Design a Christmas party hat.	Write a letter to Father Christmas!