










# Seedlings Class Home-Learning

Autumn 1<sup>st</sup> 2019

Weekly Essentials	<b>Enrichment Ideas</b> We encourage you to choose at least 1 activity each week over the half term. It is always fantastic to see the creative ideas you have and the ways you extend your learning at home. Please record this in your home-learning Curriculum Enrichment book provided or share photos on Tapestry, your child's online learning journal <a href="http://www.tapestryjournal.com">www.tapestryjournal.com</a> Hand in Day: <b>Friday</b>			
<b>Reading challenge</b> <ul style="list-style-type: none"> <li>• Read your reading book at least 3 times a week.</li> <li>• Ask a grown up to write a response to the book you are reading once a week.</li> </ul> Hand in Day: <b>Monday</b>	<b>Read:</b> Read story about families. Draw a picture about the story. 	<b>Identify:</b> Bring in a photo of when you were younger and tell one way that you have changed. 	<b>Create:</b> Draw a picture that shows all the people that are special to you.	<b>Listen:</b> Sit quietly and listen carefully to what you can hear. Draw pictures of 3 of the things you can hear in your house or garden. 
<b>Maths challenge</b> Improve your maths skills. Play games: <a href="https://www.oxfordowl.co.uk/for-home/kids-activities/fun-maths-games-and-activities/">https://www.oxfordowl.co.uk/for-home/kids-activities/fun-maths-games-and-activities/</a> Practise writing numbers 0-5	<b>Read:</b> Ask a grown up to write the names of people who are special to you. Learn to read their names to a grown up.	<b>Create:</b> Go on an autumn walk with a grown up and collect some autumn leaves. Use these leaves to make a picture or collage. 	<b>Create:</b> Help a grown up bake something for the family. Draw a picture or photo of what you baked 	<b>Create</b> your own home learning task. 
<b>Writing challenge</b> Practise writing, tracing or copying letters using 'and' to start each letter. Say the phrase and look at our letter formation sheet to help you learn them.	<b>Write:</b> Practise writing your name. Remember to start each letter using 'and'.	<b>Order:</b> Use some paint or draw around everyone's hand prints in your family and then cut them out. Can you put them in order from smallest to largest? 	<b>Discover</b> With a grown up go on a walk to find numbers e.g. number plates, road signs, supermarket.	<b>Investigate</b> different types of autumn animals. Where might they live? What do they eat? 