











Seedlings Class Home-Learning

Autumn 2nd 2019

Weekly Essentials	<div> Enrichment Ideas We encourage you to choose at least 1 activity each week over the half term. It is always fantastic to see the creative ideas you have and the ways you extend your learning at home. Please record this in your home-learning Curriculum Enrichment book provided or share photos on Tapestry, your child's online learning journal www.tapestryjournal.com . Hand in Day: Friday </div> <div>  </div>			
Reading challenge <ul style="list-style-type: none"> • Read your reading book at least 3 times a week. • Ask a grown up to write a response to the book you are reading once a week. Hand in Day: Monday	Read: Fred Frog can only speak by saying the sounds of each word. Can you work out what Fred is saying? Blend the sounds together to say the words. <div> <div>b-i-g</div> <div>c-u-p</div> <div>v-a-n</div> <div>p-e-n</div> <div>l-e-g</div> <div>h-o-t</div> </div> 	Create: Create a Christmas tree decoration for our class Christmas tree. 	Listen: Make a collection of items that make different sounds. Use the objects to make sounds for others to guess and identify. Can you make a long/short sound? You could include things like crisp packets, keys, coins in a pot, rattle or squeaky toy.	Create: Draw a picture of a snowman using lots of 2D shapes. Can you use all of these shapes? circles, triangles, rectangles and squares. 
Maths challenge Improve your maths skills. Play games: www.topmarks.co.uk/maths-games/3-5-years/counting Practise writing numbers 0-10	Make: Think about what you might like Father Christmas to bring you. Make a list of 3 things you would like. You could cut pictures from a catalogue, draw or write your 3 things. 	Design: Design some Christmas wrapping paper. Can you use a repeating pattern in your design?	Count: Rudolph has collected 10 carrots. He eats 6 of them for the winter. How many carrots did he have left? Can you draw a picture to help you work out the answer? 	Create your own home learning task. 
Writing challenge Practise writing letters using 'and' to start each letter. Remember to say the phrase to help you.	Write: Ask a grown up to say a simple word e.g. b-u-s. Write the first letter or all the letters in the word. How many can you write?	Investigate: Find out about the nativity story and what some of the characters brought to baby Jesus. Draw a picture from the nativity story. 	Discover: Christmas time is a time to think about ways we can be kind and helpful to others. Find a way that you can help someone in your family.	Practise: Learn the days of the week and practise saying them to a grown up?