



















# Poppy Class Home Learning Autumn Term



<b>Weekly Essentials</b>			<b>Enrichment Ideas</b> We encourage you to choose at least 6 activities over the whole term			
<b>Flashback 4:</b> This will be in the form of 4 retrieval questions. This will be a quick task to complete and help children to remember what they have been learning across the curriculum. 			<b>British Values – mutual respect and tolerance</b> Make a poster to encourage people to be accepting of others and their differences to make the world a better place.  		<b>Rights Respecting –</b> Research the UNCRC. This gives you information about children’s rights. <a href="https://www.unicef.org.uk/what-we-do/un-convention-child-rights/">https://www.unicef.org.uk/what-we-do/un-convention-child-rights/</a> Create a poster to showcase the importance of one of the articles.  	<b>Online Learning -</b> Try playing one of the online sites we have.    
<b>Spelling challenge</b> Spellings should be practised on Spelling Shed. Spellings will be tested on a Friday.  			<b>Reading &amp; Reading Response</b>  Please continue to support your child’s home reading. We ask that they read for a minimum of 3 times a week which should be logged in their reading diary. The children will also need to complete a written reading response which they can choose from the list of ideas below.  			
<b>A Character description</b> Choose a character from your book. Describe them thinking of their appearance, their personality and what problems they may have.	<b>B Setting Description</b> Describe a setting in your book. Remember to use expanded noun phrases (description) to add details in your writing.	<b>C Be an Agony Aunt</b> Think of a problem a character in your book is facing. What advice can you give them to help them out? Write them a letter/e mail with your advice.	<b>Research</b> Egyptian designs that were used on clothing and around their homes. Can you make your own Egyptian design?  	<b>Describe</b> the things you value in your life. What ‘treasures’ would you put in your tomb and why?   	<b>Explain</b> what traps would you put in a tomb to keep raiders & explorers out? Draw a diagram and explain how they work.  	
<b>D Alternative endings</b> Think of how the story you have read ended. Can you think of a better way for this story to end? Rewrite it and let me know your ideas.	<b>E Poem</b> Choose a character from your book and write a poem to describe them.	<b>F Newspaper Report</b> Think of an exciting event in your book. Can you write a newspaper report to tell me what has happened? Add a few extra details, and some great description to make it really exciting	<b>Sketch</b> some Egyptian style pictures to tell the story of your weekend.  	<b>Imagine</b> your own mythical creature/Egyptian god. What different parts of animals have you chosen and why?  	<b>Design</b> some outfits for an Egyptian family. Maybe you could make one for a doll/paper figure?  	
<b>G Diary Entry</b> Think about a funny event that has happened in your story. Write a diary entry telling me all about it, Don’t forget to add your character’s thoughts and personality in your writing.	<b>H Book Review</b> Can you complete a book review/recommendation for your book?	<b>I Non-Fictional Text (Fact Based Book)</b> Tell me what new things you have found out about since reading this book. What technical words have you encountered in this book?	<b>Research</b> get a magnet and make a list of things that are attracted to it in your home.  	<b>Make</b> a puppet that can be used in a shadow theatre. Can you write a story for your character?  	<b>Create</b> a piece of Egyptian jewellery. What household items can you use to make it?  