









Year 2 Home Learning Summer Term 2026

<p>Weekly Essentials:</p>	<p>Enrichment Ideas: Please work in your home learning book. Tick and date the boxes below as you complete them. Please hand in your home learning book every Thursday morning.</p>			
<p>Reading Challenge Read your reading book at least 3 times a week and tell us how you are getting on.</p> <p>Visit Laceby Library and enjoy exploring a wide range of books.</p>	<p>Draw and label different kinds of plants and flowers you have seen in your house or garden.</p>	<p>Do some research about famous bridges around the world. Write some interesting facts to share with the class.</p>	<p>Draw or make a model of The Humber Bridge.</p> 	<p>Watch some different versions of the story of Little Red Riding Hood on YouTube. Which version did you prefer? Write some sentences to explain what you liked about your favourite version.</p>
<p>Spelling Practice your spellings by playing games on Spelling Shed. Read, write and spell all the Year 2 Common Exception Words. Can you write sentences using these words?</p>	<p>Write your own story with a wolf character. What would the wolf do in your story?</p>	<p>Create a picture of a flower or a colourful plant, using different kinds of paper to make a collage effect.</p>	<p>Make your own bridges using recycled materials or Lego bricks.</p>	<p>Practice telling the time; o'clock, half-past, quarter to and quarter past.</p>
<p>Maths Practice your 2, 3, 5 and 10 Times Tables. Sing along to YouTube songs and play games online:</p> <p>www.topmarks.co.uk/maths-games/5-7-years/times-tables</p>	<p>Plant some seeds or bulbs. Remember to water them.</p> <p>Can you help a grown-up with some gardening?</p>	<p>Use clay, plasticine or dough to make a model of your house. Will it be 2D or 3D?</p>	<p>Practice singing the school song ready for Founder's Day on 21st May.</p> 	<p>Find out some interesting facts about The Humber Bridge.</p>
<p>'Learn more, remember more' Flashback 4 worksheets will be sent home to complete during the term. These have mixed maths problems on them.</p>	<p>Use some natural materials in your garden to make a sculpture. Look for stones, sticks and leaves to use.</p>	<p>Practice singing the songs for the Singing Festival on 22nd June.</p>	<p>Practise tying your shoe laces.</p>	<p>Learn more about fractions. You could use dried pasta shapes. Find 1/2, 1/3, 1/4, 2/4 and 3/4.</p>
<p>Draw base 10 to show addition and subtraction calculations involving two-digit numbers.</p>  	<p>Measure your plants as they grow. Write down how many cm tall they are each time.</p>	<p>Write a letter to Mrs. Brady to tell her all about a special day out or a hobby that you like to do.</p>	<p>Write a book recommendation for the class. Say why you think they would enjoy reading your choice of book.</p>	<p>Help to prepare a healthy sandwich or fruit salad for your family. Write down how you made it.</p>
	<p>Use plasticine or paper to make your favourite flowers and plants.</p> 	<p>Visit a local garden centre. Find out about the different kinds of plants they sell. Can you learn the names of some of the plants?</p>	<p>Remember the lessons we did on UNCRC children's rights? Google 'UNCRC Save the Children child friendly' Read the articles and make a poster about one of them.</p>	<p>Choose your own home learning task. What would you like to do today?</p>