

Poppy Class Weekly Home Learning

Summer Term- week 2 w/c 27.04.20

Each week you will be given a reading task and a spelling pattern to be tested on a Friday.
There are online daily lessons on BBC Bitesize and Oak National Academy which you can find links to on the class page.
I have also included a link to the White Rose Maths scheme below if you would prefer to use this.
There are lots of fun activities on the class page for you if you click on the different links.

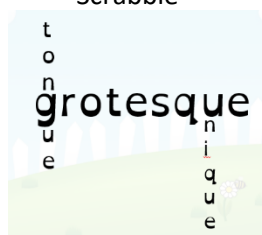
Spelling Pattern: Words ending with the /g/ sound spelt '-gue'

and the /k/ sound spelled '-que'. (These words are French in origin.)

Spellings
vague
league
plague
tongue
fatigue
antique
unique
grotesque
mosque
plaque

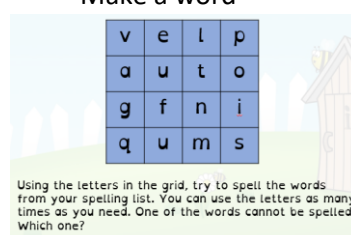
Fun Activities:

Scrabble



Starting with the word grotesque
Can you add the other spelling words?

Make a word



Reading

Try and read something every day - Fiction books, novels, short stories, magazines, comics, newspapers, websites, kindles, non-fiction, information, recipe books, instructions. There are also lots of free reading e-books on class blog's link

You can also look at <https://www.pobble365.com/>

There is a new picture and resources everyday so plenty to choose from. Read the story starter and answer the questions. If you really like the picture you could use it as an idea for a piece of writing

This week's task: Setting Description

Describe a setting in your book (Use p5 in your reading record to give you some ideas for this.)

Remember to use expanded noun phrases and similes to add details in your writing.

Writing:

There are plenty of 2Dos marked on Purple Mash concerning grammar aspects

Diary writing – This epidemic has not been experienced in living history why not write a diary recording your thoughts, emotions and experiences? Remember – you are writing a piece of history!

If you feel inspired why not continue one of the story starters on <https://www.pobble365.com/>

Maths

If you do not wish to use the Oak National Academy try the White Rose Lessons

<https://whiterosemaths.com/homelearning/year-4/>

Summer Term weeks 1 & 2 are about decimals or making a whole

Decimals:

These are where we are looking at parts of a whole number. We already use them with money but we don't realise it e.g. £ 5.32

In decimals we can split a whole number into tenths and hundredths and we use a decimal point to show which numbers are whole and which are parts of a whole

Th	H	T	U	.	t	h
Thousands	Hundreds	Tens	Units	Decimal Point	Tenths	Hundredths
0	7	8	6	.	4	1

Practical materials to help us picture this

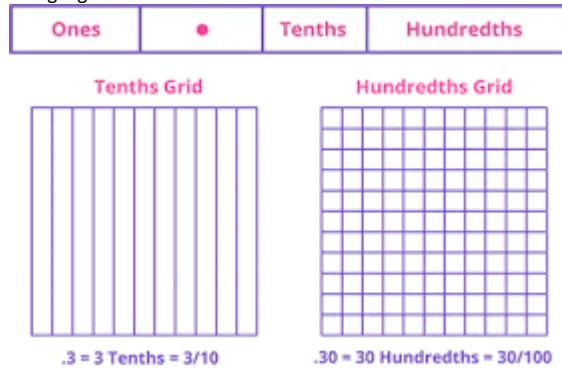
– using money

If we have a £1 and we split it into ten we would have 10 lots of 10p so each tenth is worth 10

If we have a £1 and we split it into a hundred we would have 100 lots of 1p so each hundredth is worth 1

Have a go at making different decimals using coins

- Using a grid



Times Tables – Please keep practising them

<https://trockstars.com/>

<https://www.topmarks.co.uk/maths-games/hit-the-button>

<https://www.timestables.co.uk/>

If you are working online remember at all time to think SMART and use the internet wisely.



Take care & stay safe!!