

## What to do today

*IMPORTANT! Parent or Carer – Read this page with your child and check that you are happy with what they have to do and with any weblinks or use of the Internet required.*

### 1. It's reading time!

Read and enjoy the Hamilton Group Reader, *No Thank You!*

- Use all your word attack strategies to read new and tricky words.

### 2. Recalling details from the story

Carefully cut out all the *Animal Picture Cards* and *Food Picture Cards*.

- Shuffle the sets of cards and lay them down face up on a table, animals on one side and foods on the other.
- Match each animal to the strange, muddled-up food that it was given by Bobo or Muna in the story.
- If you need to, re-read the story to check who got what.

### 3. Sequencing events in the story correctly

Lay out your matched pairs of cards so that the animals go in the right story order.

- On small pieces of paper, write each pair out under the pictures. *The giraffe and the fish, The pelican and the branch*, etc. Use all your spelling strategies to get the animal's names right.
- Draw pictures of Muna and Bobo and then use these and the correctly sequenced cards to help you retell the whole story.

### Now try this Fun-Time Extra

- Draw a picture of what YOU love to eat on *My Favourite Food*. Write captions and describing words to tell everyone what is so good about your choice.


**Animal Picture Cards**



**giraffe**



**pelican**




**lion**



**bat**



**zebra**




**flamingo**




**snake**



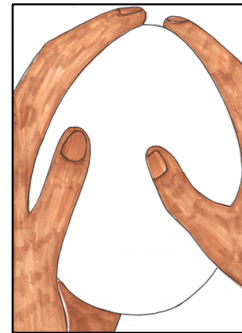
fish




leaves



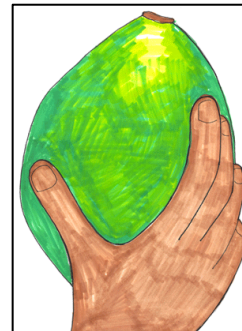
hay




egg



meat



mango



worms

## Food Picture Cards

# My Favourite Food

A writing template featuring a colorful border of interlocking puzzle pieces in shades of blue, yellow, red, and green. The interior of the template consists of seven horizontal lines, providing a structured area for writing a response to the title "My Favourite Food".

# My Favourite Animal

A writing area with a colorful puzzle-piece border and horizontal lines. The border consists of interlocking puzzle pieces in shades of blue, yellow, red, and grey. The writing area is a white rectangle with seven horizontal lines, providing space for text.