



# KS1 Standard Assessment Tests

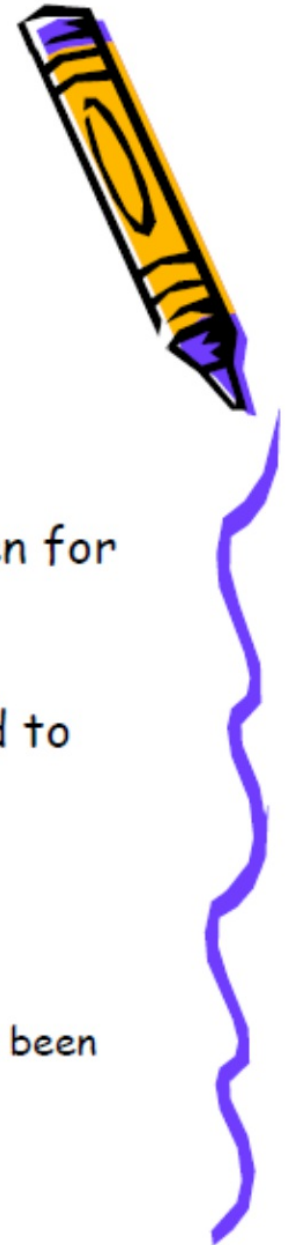
March 2017



# What are SATs?

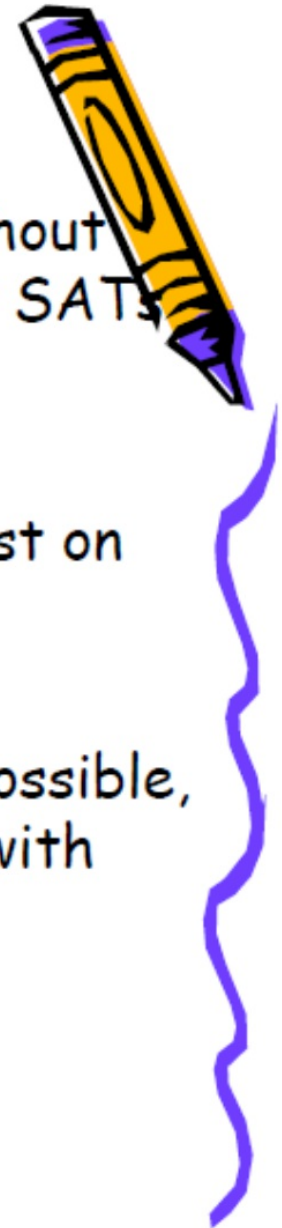
- At the end of Key Stage 1 all children are required
- to be tested in different areas of Maths and English.
- Throughout the year teachers will be preparing children for these tests.
- Tests inform Teacher Assessments that are submitted to the government at the end of the year.

\*The tests are just one part of a range of assessments which have been carried out throughout your child's time in KS1.



## When and how do the SATs take place?

- The school is required to administer SATs throughout May, and all schools in England will be carrying out SATs at this time.
- If children are absent, they will have to do the test on return to school.
- We aim to make the SATs as non threatening as possible, therefore they will take place in KS1 classrooms, with one of their regular classroom team members.



## The Tests

- At the end of Year 2, children will take assessments in:
  - Reading
  - English grammar, punctuation and spelling;
  - Maths



\*There is no test for English Writing





The Reading Test consists of two separate papers:

- Paper 1 - Contains a variety of texts with questions.
- Paper 2 - Contains a separate reading booklet. Children will write their answers to questions about the passage in a separate booklet.
- Children are given time to complete as much of the paper as possible (no constraints & breaks)
- The texts will cover a range of poetry, fiction and non-fiction.
- Questions are designed to assess the **comprehension** and **understanding** of a child's reading.

(Share papers)



## Sample Questions

# Monster and Frog at Sea

One hot sunny day Monster and Frog went to the seaside.

Monster lay on the sand, sunbathing. But Frog was bored and restless.

"If we had a boat," said Frog, "we could sail away to sea and have an adventure. We could be explorers!"

Frog was always looking for adventure. Monster wasn't.

### Practice questions

**c** What kind of day was it?

Tick **one**.

cloudy ☐

sunny ☐

cold ☐

wet ☐

**d** What was Monster doing?

\_\_\_\_\_



# Spelling, Punctuation and Grammar

The test consists of two separate papers:

- Paper 1: spelling (20 marks).
- Paper 2: questions (20 marks).



# Sample Questions

## Spelling

**P.** There was a big \_\_\_\_\_ in the garden.

---

**1.** Hannah ran \_\_\_\_\_ than Lee.

**2.** Yesterday it was very \_\_\_\_\_.

**3.** I had a big smile on my \_\_\_\_\_.





# Sample Questions

## Grammar, Punctuation and Vocabulary Paper

Year 2 English Grammar and Punctuation Test 1

---

4. Tick the correct word to complete the sentence below.

I really don't like washing my face \_\_\_\_\_ I have to do it.

Tick **one**.

or

☐

and

☐

but

☐

2

1 mark

# Sample Questions

9. **Draw lines** to match the groups of words that have the same meaning.  
One has been done for you

I will

it's

you have

I'll

it is

didn't

did not

you've



# Terminology

Verbs  
Adjectives  
Nouns

Statement sentence  
Exclamation sentence  
Command  
Question

Do you know the meanings?



# Mathematics

Children will sit two tests:

- Paper 1 is for arithmetic. It covers calculation methods for all operations.
- Paper 2 covers problem solving, reasoning and mathematical fluency. (apparatus cannot be used ie 100 squares etc)



# Sample Questions

## Maths Paper 1: Arithmetic



15

$3 \times 3 = \boxed{\phantom{00}}$



16

$12 \div 2 = \boxed{\phantom{00}}$



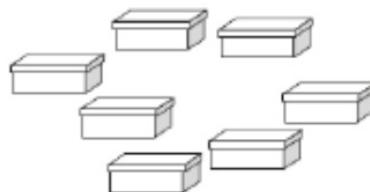


# Sample Questions

## Maths Paper 2: Reasoning



7



Sita puts 2 shoes in each of these boxes.

How many shoes are there altogether?

 shoes

8

Complete the table.

words	digits
thirty-eight	38
	40
ninety-four	



# How to Help Your Child

- First and foremost, support and reassure your child that there is nothing to worry about and that they should always just try their best. Praise and encourage!
- Ensure your child has the best possible attendance at school.
- Support your child with any homework tasks.
- Reading, spelling and arithmetic (e.g. times tables) are always good to practise.
- Talk to your child about what they have learnt at school and what book(s) they are reading (the character, the plot, their opinion).
- Make sure your child has a good sleep and healthy breakfast every morning!



# How to Help Your Child with Reading

Listening to your child read can take many forms:

- First and foremost, focus developing an *enjoyment* and *love* of reading.
- *Enjoy stories together* - reading stories to your child is equally as important as listening to your child read.
- Read a little at a time but often, rather than rarely but for long periods of time!



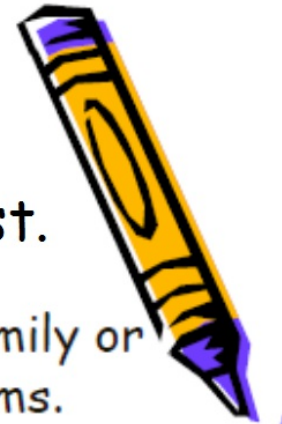
# How to Help Your Child with Reading

- Talk about the story before, during and afterwards - discuss the plot, the characters, their feelings and actions, how it makes you feel, predict what will happen and encourage your child to have their own opinions.
- Look up definitions of words together - you could use a dictionary, the Internet or an app on a phone or tablet.
- All reading is valuable - it doesn't have to be just stories. Reading can involve anything from fiction and non-fiction, poetry, newspapers, magazines, football programmes, TV guides.
- Visit the local library





# How to Help Your Child with Writing



- Practise spelling words from the Year 1, Year 2 list.
- Encourage opportunities for writing, such as letters to family or friends, shopping lists, notes or reminders, stories or poems.
- Write together - be a good role model for writing.
- Encourage use of a dictionary to check spelling.
- Allow your child to use a computer for word processing, which will allow for editing and correcting of errors without lots of crossing out.
- Remember that good readers become good writers! Identify good writing features when reading  
(e.g. vocabulary, sentence structure, punctuation).



- Show your appreciation: praise and encourage, even for small successes!



# How to Help Your Child with Maths

- Play times tables games.
- Play mental maths games including counting in different amounts, forwards and backwards.
- Encourage opportunities for telling the time.
- Encourage opportunities for counting coins and money e.g. finding amounts or calculating change when shopping.
- Look for numbers on street signs, car registrations and anywhere else.
- Look for examples of 2D and 3D shapes around the home.
- Identify, weigh or measure quantities and amounts in the kitchen or in recipes.
- Play games involving numbers or logic, such as dominoes, card games, draughts or chess.



# Teacher Assessments

The government has set assessment criteria.

Currently, in Reading, Writing and Maths children will be assessed as:

Working towards the expected standard

Working at the expected standard

Working at 'greater depth'.

Every aspect of assessment must be met for a child to achieve that standard.

In Science children will either be assessed as 'working at the expected standard' or not.



## Don't Panic!

- Whilst SATs are statutory, teachers will be assessing your child's progress throughout the year.
- This means that the scores that your child achieves in the SATs are just **one part** of the assessment process.
- Your child's final end of year results are determined by the teacher and not the tests!





# Finally...

- Children find the testing period quite tiring (and testing!). Please do not make them participate in 'cramming' or 'tutoring' sessions after school.
- We will be sending home a few light homework tasks between now and the SATS, spellings, reading etc to help your child prepare for the tests.



# Any Questions?

We hope this will give you an idea of what the SATs involve.

If you have any questions please do not **hesitate** to ask any member of staff.

Thank you for coming!

